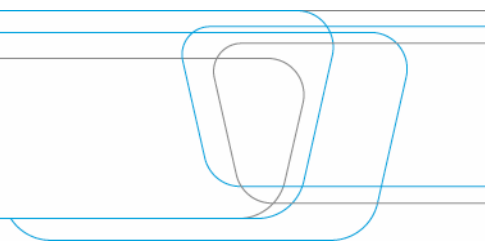


Press Release

Profitable in a challenging year


A decorative graphic consisting of several overlapping, rounded rectangular shapes in shades of blue and grey, positioned on the right side of the page.

Highlights 2009

- Revenue of 2009 amounts to 175,1 mio euro, a 21,5% decrease compared to last year.
 - Operating profit (EBIT) amounts to 10,9 mio euro, which is 42,7% lower than last year.
 - Cash flow (EBITDA) amounts to 15,0 mio euro, a 39,6% decrease compared to last year.
 - Net profit from the continuing operations amounts to 5,1 mio euro (Earnings per Share of 0,64 euro), a decrease of 58,3% compared to last year.
 - Net tax charges amount to 1,7 mio euro (last year 4,7 mio euro).
 - Net financial debt decreased by 15,1 mio euro compared to December 2008, and amounts to 13,0 mio euro.
-
- 
- A decorative graphic at the bottom left of the page, consisting of several overlapping, rounded rectangular shapes in shades of blue and grey.

Summary overview

Income Statement 31/12/2009 - 31/12/2008			
Consolidated, audited key figures			
(Mln euro)	Dec 31, 2009 12M	Dec 31, 2008 12M	Change
Revenue	175,1	223,1	-21,53%
EBIT	10,9	19,1	-42,67%
Cash flow from operations (EBITDA) ¹	15,0	24,9	-39,63%
Financial result	- 4,1	- 2,1	90,67%
Profit before taxes	6,8	16,9	-59,55%
Taxes	- 1,7	- 4,7	-62,91%
Net income continuing operations	5,1	12,3	-58,27%
Result from discontinued operations	- 0,1	- 0,5	-78,39%
Net income (Group share in the profit)	5,0	11,7	-57,33%
Net cash flow ²	9,2	18,1	-49,05%
Balance sheet as of 31/12/2009- 31/12/2008			
Consolidated, audited key figures			
(Mln euro)	Dec 31, 2009 12M	Dec 31, 2008 12M	Change
Equity	49,6	46,5	6,55%
Net financial debt	13,0	28,1	-53,74%
Assets held for sale	0,4	0,5	-9,15%
Total assets	152,0	163,0	-6,71%
Consolidated, audited key figures per share			
(euro)	Dec 31, 2009 12M	Dec 31, 2008 12M	Change
Cash flow from operations (EBITDA) ¹	1,87	3,05	-38,69%
Profit before taxes	0,85	2,07	-58,94%
Profit after taxes continuing operations (EPS)	0,64	1,50	-57,33%
Net cash flow ²	1,15	2,21	-47,96%
Equity	6,20	5,79	7,08%
Number of shares (end of period)	8.002.968	8.039.842	0,46%
Number of shares (average)	8.034.413	8.166.605	1,65%
¹ EBITDA = earnings before interest, taxes, depreciation and amortization; This is operating profit plus depreciation and amounts written off on stocks, trade debtors, impairment losses and provisions for liabilities and charges ² The net cash flow is the net income (Group share in the profit) excluding depreciation, amounts written off on stocks, trade debtors, impairment losses and provisions for liabilities and charges.			



Operating activities


- Revenue
 - Revenue decreased due to the lower order intake during a difficult year for the sales of investment goods;
 - The order backlog at year-end is 18% higher than at December 2008.
- EBIT
 - The other income includes a non-recurring item of 1,5 million euro from a dispute settlement;
 - Consolidated EBIT decreased from 19,1 mio euro to 10,9 mio euro (-42,7%) as a consequence of lower activities.

Other activities

- Total net finance cost amounts to 4,1 mio euro. This primarily relates to interest charges (1,8 mio euro) and currency losses (1,6 mio euro).
- The net tax charges amount to 1,7 mio euro.
- Compared to December 2008, the net financial debt decreased by 15,1 mio euro to a level of 13,0 mio euro.
- During the year, the Group purchased the remaining 20% minority shareholding of Jensen Italia s.r.l.

Buy-back own shares

At its meeting held on November 3, 2009, the Board of Directors approved the purchase of 36.874 shares of the Company that were held by Baillie Gifford and offered for sale. The buyback was completed through the use of an investment bank, acting as intermediary, at a price per share of 6,9 euro at the Euronext stock exchange. As a result of this transaction, JENSEN-GROUP currently holds 36.874 treasury shares.



Dividend

The Board of Directors will propose a dividend of 0,25 EUR per share.

Outlook

The order backlog at year-end is 18% higher than at December 2008. New order intake was different from plant to plant and from region to region particularly in the second half of the year.

With this higher order backlog, the company takes a good start in the first quarter of 2010.

Major risk factors for 2010 are the economic uncertainty affecting the investment climate and consequently order intake, rapid changes in demand, high exchange rate volatility and fluctuating raw material, energy and transport prices.

Shareholders' calendar


May 17, 2010 (evening): Publication of the interim declaration, covering the period from January 1, 2010.

May 18, 2010: Shareholders' meeting

August 25, 2010 (evening): Half year results 2010 (Analysts' meeting August 26)

Audit

The statutory auditor has confirmed that the audit, which is substantially complete, has not to date revealed any material misstatement in the draft consolidated accounts, and that the accounting data reported in the press release is consistent, in all material respects, with the draft accounts from which it has been derived.





Profile

The JENSEN-GROUP assists heavy-duty laundries worldwide to provide quality textile services economically. We have become the preferred supplier in the laundry industry by leveraging our broad laundry expertise to design and supply sustainable single machines, systems and integrated solutions. We are continuously growing by extending our offer and by developing environmental friendly and innovative products and services that address specific customer needs. Our success results from combining our global skills with our local presence. The JENSEN-GROUP has operations in 13 countries and has distribution in more than 50 countries. Worldwide, the JENSEN-GROUP employs about 1.000 employees.

This press release is also available on the corporate website www.jensen-group.com.

(End of press release)

Note to the editors: for more information, please contact:

Jensen-Group:

Jesper Munch Jensen, *Chief Executive Officer*

Markus Schalch, *Chief Financial Officer*

Scarlet Janssens, *Investor Relations Manager*

Tel. +32.9.333.83.30

E-mail : investor@jensen-group.com.

